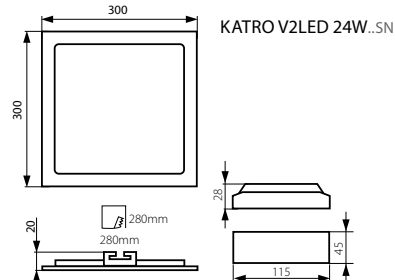
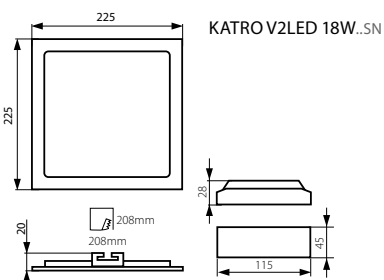
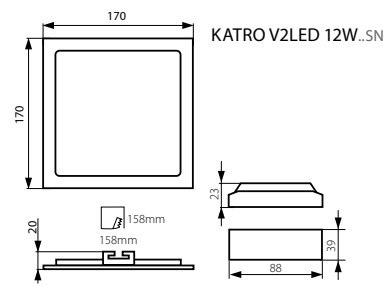
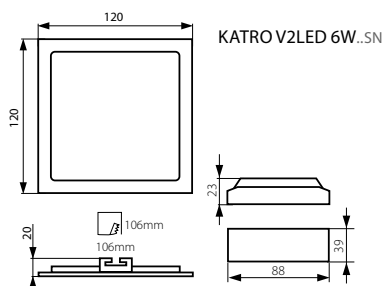


KATRO V2LED



- 220-240V-50/60Hz
- 110°
- Tc (K) type SMD 6x6mm
- 4000
- Dimmable
- Mounting
- ≥20000 (h)
- 2 x 0,75 (mm)
- 15000 (h)
- IP 44/20
- House icon
- Square icon
- EAC
- CE

Kanlux



Model	Part Number	Power [W]	Light Flux [lm]
KATRO V2LED 6W-NW-SN	27217	6W	300
KATRO V2LED 12W-NW-SN	27214	12W	780
KATRO V2LED 18W-NW-SN	27215	18W	1250
KATRO V2LED 24W-NW-SN	27216	24W	1700



CZ

saténový nikl
těleso svítidla: hliník / difúzor: plast
transformátor součástí balení

SK

saténový nikel
teleso svietidla: hliník / difúzor: plast
transformátor súčasťou balenia